

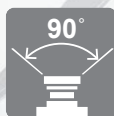


1080P

Vehicle Camera



NEW 2017 JUN. V1.0



AVM-S250C

- 1/2.9" SONY CMOS Sensor
- 3.6mm lens.
- Suitable for trucks and buses monitoring.
- Suitable installed on windshield without waterproof.
- Video adjustable for mirroring if in need (Optional)





1080P Vehicle Camera

AVM-S250C

SPECIFICATIONS

Model No.	AVM-S250C
Video System	NTSC \ PAL
Pick Up	1/2.9" SONY CMOS Sensor
Number of Pixel	1928(H)×1088(V)
Effective Pixels	2.0 Mega Pixel
Resolution	1080P
Sync System	Internal
Scanning system	2 : 1 Interlace
Sensitivity	0.1 LUX
S/N Ratio	Max 50dB
Auto Gain Control	Auto
Mirroring	Optional(BV)
White Balance	Auto
Electronical Shutter	Auto: 1/30 NTSC (1/25 PAL)S TO 1/50,000S
Video Output	1 Vp-p Composite Video Output, 75 Ohms
Power Supply	DC 12.0V
Power Consumption	80 mA
Lens	3.6 mm
View Angle	90°
Operating Temperature	- 10° C ~ +60° C
Dimensions (H x W x D)	32 x 52 x 59 mm
Weight	50g

*Version updating is not going to inform, please check the on-going updating information

Classification	Appropriate Vehicle Types
 S-TYPE	 Suitable for slanting wind shield of vehicles, eg. Taxi cab, Police car, Van, Sedan, MPV, SUV, SUT, Recreation Vehicle
 L-TYPE	 Suitable for upright wind shield of vehicles, eg. Truck, Bus, Pickup, Trailer

Installation

Front windshield



Back windshield

