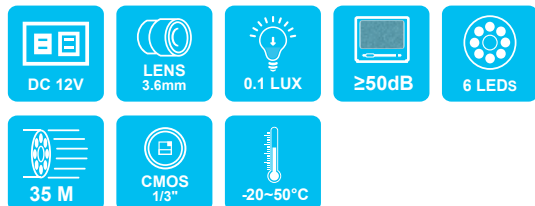


VCF-5737H 1080P IP66

AHD紅外線攝影機



商品規格

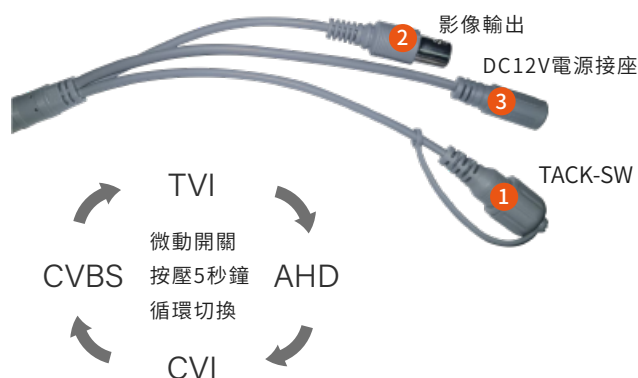
影像元件-	1/3" CMOS 影像感應器
信號模式-	NTSC/PAL
影像訊號處理系統-	數位訊號處理系統
視覺角度-	3.6mm
有效像素-	1920 (水平) × 1080 (垂直)
解析度-	1080P@30fp
輸入電壓-	DC 12 ± 1V
消耗功率-	120mA (IR Off); 340mA (IR On)
ICR-	支援
電子快門-	自動
自動白平衡-	自動
自動增益-	自動
信噪比-	≥ 50dB
日夜轉換-	支援
LED顆數-	6 PCS
投射距離-	35M
紅外線波長-	850nm
最低照度-	0.1 LUX
輸出-	AHD or CVBS or TVI or CVI (出廠設定:AHD 模式輸出)
語言-	英語/簡中/繁中/俄語/西班牙語/ 法語/波蘭語/義大利語/葡萄牙/ 日語/韓語/希臘語
防水防塵等級-	IP66
工作溫度-	-20°C~50°C
尺寸 (H × W × D)-	150mm x 80mm x 75mm
重量-	大約450g

安全注意選項

×使用本產品之前,請確定您已閱讀下列的安全注意事項。
並請確定您操作產品的方法是正確的。

- 請存放本器材於兒童與嬰兒無法觸碰的地方
- 請只使用建議的電源
- 請勿嘗試將產品拆開、改裝或加熱
- 避免使產品丟落地上或受猛烈撞擊
- 要避免受傷,請勿在產品跌下後或損毀時觸碰產品的內部
- 如產品冒煙、發出異味或有其他異常,請立刻停止操作產品
- 請勿使用有機溶劑,如酒精、苯或油漆稀釋劑清潔產品
- 請勿讓任何液體或異物進入機器
- 請勿將電池置於熱源附近,或暴露於火焰中
- 請勿使用濕手觸碰電源線
- 請勿將本器材用於超出指定電壓的電源插座或線路配件
- 請勿使用損毀的電源線或插頭,或沒有完全插入電源插座
- 請避免端子或插頭接觸到金屬物件(如針或鑰匙)或污漬

OSD控制線

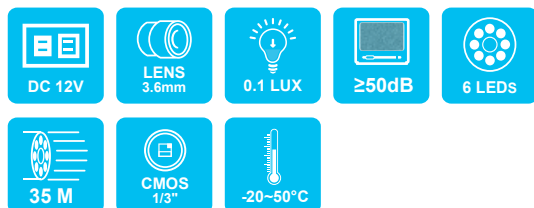


OSD操作選單

曝光	←亮度/曝光模式
白平衡	←模式
日夜切換	←模式/智能紅外
圖向增強	←對比度/銳度/飽和度/3D降噪/2D降噪/DWDR
視頻設置	←模式/制式
語言		《繁體》
恢復出場設置		
保存退出		
退出		

VCF-5737H 1080P IP66

AHD Camera



SPECIFICATIONS

Pick Up Element- 1/3" CMOS sensor

Video System- NTSC / PAL

Image Signal Process- Digital Signal Processor

Lens- 3.6mm

Number Of Pixel- 1920 (Horizontal) x 1080(Vertical)

Horizontal Resolution- 1080P@30fps

Power Supply- DC 12 ± 1V

Power Consumption- 120mA(IR Off) : 340mA(IR On)

ICR- Support

Electronic Shutter- Auto

White Balance- Auto

Gain Control- Auto

S/N Ratio- ≥50dB

Day Night Auto Switch- Support

LEDs- 6 PCS

IR Range- 35M

IR Wavelength- 850nm

Minimum Illumination- 0.1 LUX

OUTPUT- AHD or CVBS or TVI or CVI

(Default setting: AHD Mode)

Language- English / Simplified Chinese / Traditional Chinese / Russian / Spanish / French / Polish / Italian / Portuguese / Japanese / Korean / Greek

IP Rating- IP66

Operating Temperature- -20°C~50°C

Dimensions (H×W×D)- 150mm x 80mm x 75mm

Weight- About 450g

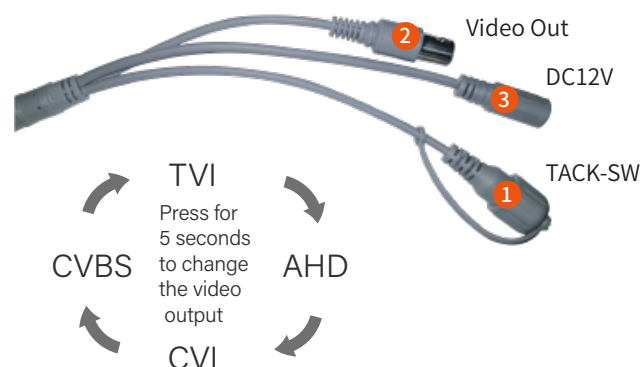
Safety Precautions

× Before using the product, please ensure that you read the safety precautions described below.

Always ensure that the product is used correctly.

- Use only recommended power sources.
- Do not attempt to disassemble, alter or apply heat to the product.
- Avoid dropping or subjecting the product to severe impacts.
- To avoid the risk of injury, do not touch the interior of the product if it has been dropped or otherwise damaged.
- Stop using the product immediately if it emits smoke, a strange smell, or otherwise behaves abnormally.
- Do not use organic solvents such as alcohol, benzene, or thinner to clean the product.
- Do not allow liquids or foreign objects to enter the camera.
- Do not place the camera near or in direct flame.
- Do not handle the power cord with wet hands.
- Do not use the equipment in a manner that exceeds the rated capacity of the electrical outlet or wiring accessories.
- Do not use if the power cord or plug are damaged, or not fully plugged into the outlet.
- Do not allow dirt or metal objects (such as pins or keysto contact the terminals or plug.

OSD Controller



OSD Manual

AE	←.....	..BRIGHTNESS / EXPOSURE MODE
AWB	←.....	..MODE
DAY/NIGHT	←.....	..MODE / SMART IR
IMAGE ENHANCE	←.....	..CONTRAST / SHARPNESS / SATURATE /3DNR / 2DNR /DWDR
VIDEO SETTING	←.....	..HD / STANSARD
LANGUAGE	《ENGLISH》	
RESET		
SAVE&EXIT		
EXIT		