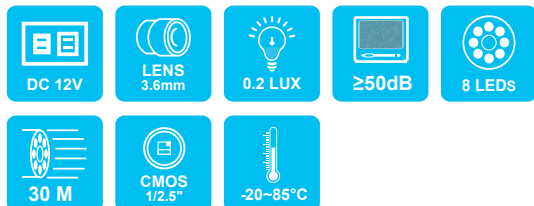


VCF-5K26HD 5MP IP66

AHD紅外線攝影機



商品規格

影像元件- 1/2.5" CMOS 影像感應器

信號模式- NTSC/PAL

影像訊號處理系統- 數位訊號處理系統

視角角度- 3.6 mm

有效像素- 2608 (水平) × 1952 (垂直)

解析度- 5MP@20fp

輸入電壓- DC 12 ± 1V

消耗功率- 120mA (IR Off); 330mA (IR On)

ICR- 支援

電子快門- 自動

自動白平衡- 自動

自動增益- 自動

信噪比- ≥50dB

日夜轉換- 支援

LED顆數- 8 PCS

投射距離- 30M

紅外線波長- 850nm

最低照度- 0.2 LUX

輸出- AHD / TVI / CVI / CVBS

語言- 英語/簡中/繁中/俄語/

義大利語/葡萄牙語

防水防塵等級- IP66

工作溫度- -20°C~85°C

尺寸 (W×D×H)- Ø93 x 81mm

重量- 大約300g

安全注意選項

※使用本產品之前，請確定您已閱讀下列的安全注意事項。
並請確定您操作產品的方法是正確的。

- 請存放本器材於兒童與嬰兒無法觸碰的地方
- 請只使用建議的電源
- 請勿嘗試將產品拆開、改裝或加熱
- 避免使產品丟落地上或受猛烈撞擊
- 要避免受傷，請勿在產品跌下後或損毀時觸碰產品的內部
- 如產品冒煙、發出異味或有其他異常，請立刻停止操作產品
- 請勿使用有機溶劑，如酒精、苯或油漆稀釋劑清潔產品
- 請勿讓任何液體或異物進入機器
- 請勿將電池置於熱源附近，或暴露於火焰中
- 請勿使用濕手觸碰電源線
- 請勿將本器材用於超出指定電壓的電源插座或線路配件
- 請勿使用損毀的電源線或插頭，或沒有完全插入電源插座
- 請避免端子或插頭接觸到金屬物件 (如針或鑰匙) 或污漬

OSD控制線(選配)



AHD or CVBS or TVI or CVI輸出，使用OSD切換模式

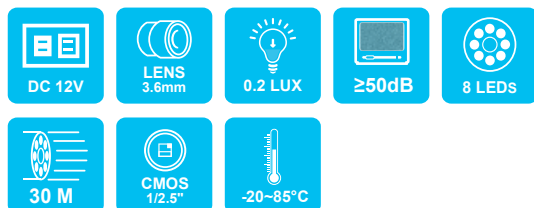
- CVBS模式: 持續壓OSD上鍵5秒鐘
- CVI模式: 持續壓OSD下鍵5秒鐘
- AHD模式: 持續壓OSD左鍵5秒鐘
- TVI模式: 持續壓OSD右鍵5秒鐘

OSD操作選單

曝光	↵亮度/曝光模式
白平衡	↵模式
日夜切換	↵模式/智能紅外
圖向增強	↵對比度/銳度/飽和度/3D降噪/2D降噪/DWDR
視頻設置	↵模式/制式
語言	《繁體》		
恢復出場設置			
保存退出			
退出			

VCF-5K26HD 5MP IP66

AHD Camera




SPECIFICATIONS

Pick Up Element-	1/2.5" CMOS sensor
Video System-	NTSC/PAL
Image Signal Process-	Digital Signal Processor
Lens-	3.6 mm
Number Of Pixel-	2608 (Horizontal) x 1952(Vertical)
Horizontal Resolution-	5MP@20fp
Power Supply-	DC 12 ± 1V
Power Consumption-	120mA (IR Off) : 330mA (IR On)
ICR-	Support
Electronic Shutter-	Auto
White Balance-	Auto
Gain Control-	Auto
S/N Ratio-	≥50dB
Day Night Auto Switch-	Support
LEDs-	8PCS
IR Range-	30M
IR Wavelength-	850nm
Minimum Illumination-	0.2 LUX
OUTPUT-	AHD or CVBS or TVI or CVI (Default setting: AHD Mode)
Language-	English / Simplified Chinese / Traditional Chinese / Russian / Italian / Portuguese
IP Rating-	IP66
Operating Temperature-	-20°C~85°C
Dimensions (H×W×D)-	∅93 x 81mm
Weight-	About 300g

Safety Precautions

- × Before using the product, please ensure that you read the safety precautions described below.
Always ensure that the product is used correctly.
- Use only recommended power sources.
- Do not attempt to disassemble, alter or apply heat to the product.
- Avoid dropping or subjecting the product to severe impacts.
- To avoid the risk of injury, do not touch the interior of the product if it has been dropped or otherwise damaged.
- Stop using the product immediately if it emits smoke, a strange smell, or otherwise behaves abnormally.
- Do not use organic solvents such as alcohol, benzene, or thinner to clean the product.
- Do not allow liquids or foreign objects to enter the camera.
- Do not place the camera near or in direct flame.
- Do not handle the power cord with wet hands.
- Do not use the equipment in a manner that exceeds the rated capacity of the electrical outlet or wiring accessories.
- Do not use if the power cord or plug are damaged, or not fully plugged into the outlet.
- Do not allow dirt or metal objects (such as pins or keysto contact the terminals or plug.

OSD Controller(option)



AHD or CVBS or TVI or CVI output·switching modes using OSD:

- CVBS mode: Press and hold UP button for 5 seconds
- CVI mode: Press and hold DOMN button for 5 seconds
- AHD mode: Press and hold LEFT button for 5 seconds
- TVI mode: Press and hold RIGHT button for 5 seconds

OSD Manual

AE	←.....	..BRIGHTNESS / EXPOSURE MODE
AWB	←.....	..MODE
DAY/NIGHT	←.....	..MODE / SMART IR
IMAGE ENHANCE	←.....	..CONTRAST / SHARPNESS / SATURATE /3DNR / 2DNR /DWDR
VIDEO SETTING	←.....	..HD / STANSARD
LANGUAGE	《ENGLISH》	
RESET		
SAVE&EXIT		
EXIT		