


# VCF-5M282HD 5MP IP66

## AHD攝影機



## 商品規格


影像元件-	1/2.8" CMOS 影像感應器
信號模式-	NTSC/PAL
影像訊號處理系統-	數位訊號處理系統
視覺角度-	3.6 mm
有效像素-	2592 (水平) × 1944 (垂直)
解析度-	5M@20fps
輸入電壓-	DC 12 ± 1V
消耗功率-	120mA (IR Off); 200mA (IR On)
ICR-	支援
電子快門-	AUTO/1/50(1/60)秒至1/50,000秒
自動白平衡-	自動
自動增益-	自動
信噪比-	≥ 50dB
日夜轉換-	支援
LED顆數-	12 PCS
投射距離-	15M
紅外線波長-	850nm
最低照度-	0.1Lux
輸出-	AHD、TVI、CVI、CVBS
語言-	英語/簡中/繁中/波蘭語/ 義大利語/葡萄牙語
防水防塵等級-	IP66
工作溫度-	-20°C~+50°C
尺寸 (W×D×H)-	Φ 120mm x 60 mm
重量-	大約300g

## 安全注意選項

※使用本產品之前，請確定您已閱讀下列的安全注意事項。  
並請確定您操作產品的方法是正確的。

- 請存放本器材於兒童與嬰兒無法觸碰的地方
- 請只使用建議的電源
- 請勿嘗試將產品拆開、改裝或加熱
- 避免使產品丟落地上或受猛烈撞擊
- 要避免受傷，請勿在產品跌下後或損毀時觸碰產品的內部
- 如產品冒煙、發出異味或有其他異常，請立刻停止操作產品
- 請勿使用有機溶劑，如酒精、苯或油漆稀釋劑清潔產品
- 請勿讓任何液體或異物進入機器
- 請勿將電池置於熱源附近，或暴露於火焰中
- 請勿使用濕手觸碰電源線
- 請勿將本器材用於超出指定電壓的電源插座或線路配件
- 請勿使用損毀的電源線或插頭，或沒有完全插入電源插座
- 請避免端子或插頭接觸到金屬物件（如針或鑰匙）或污漬

## OSD控制線(選配)



AHD or CVBS or TVI or CVI輸出，使用OSD切換模式

- CVBS模式:持續壓OSD上鍵5秒鐘
- CVI模式:持續壓OSD下鍵5秒鐘
- AHD模式:持續壓OSD左鍵5秒鐘
- TVI模式:持續壓OSD右鍵5秒鐘

## OSD操作選單

曝光	←	..亮度/曝光模式
白平衡	←	..模式
日夜切換	←	..模式/智能紅外
圖向增強	←	..對比度/銳度/飽和度/3D降噪/2D降噪/DWDR
視頻設置	←	..模式/制式
語言	《繁體》	
恢復出場設置		
保存退出		
退出		

# VCF-5M282HD 5MP IP66

## AHD Camera

LENS 3.6mm	DC 12V	CMOS 1/2.8"	50 dB	12 LEDs
-20~50°C	0.1 LUX	15 M		




## SPECIFICATIONS

- Pick Up Element-** 1/2.8" CMOS sensor
- Video System-** NTSC / PAL
- Image Signal Process-** Digital Signal Processor
- Lens-** 3.6 mm
- Number Of Pixel-** 2592 (Horizontal) x 1944(Vertical)
- Horizontal Resolution-** 5M@20fps
- Power Supply-** DC 12 ± 1V
- Power Consumption-** 120mA (IR Off) : 200mA (IR On)
- ICR-** Support
- Electronic Shutter-** AUTO/1/50(1/60)sec ~ 1/50,000sec
- White Balance-** Auto
- Gain Control-** Auto
- S/N Ratio-** ≥50dB
- Day Night Auto Switch-** Support
- LEDs-** 12 PCS
- IR Range-** 15M
- IR Wavelength-** 850nm
- Minimum Illumination-** 0.1Lux
- OUTPUT-** AHD、TVI、CVI、CVBS
- Language-** English / Simplified Chinese / Traditional Chinese / Polish / Italian / Portuguese
- IP Rating-** IP66
- Operating Temperature-** -20°C~50°C
- Dimensions (H×W×D)-** Φ 120mm x 60 mm
- Weight-** About300g

## Safety Precautions

- × Before using the product, please ensure that you read the safety precautions described below.  
Always ensure that the product is used correctly.
- Use only recommended power sources.
- Do not attempt to disassemble, alter or apply heat to the product.
- Avoid dropping or subjecting the product to severe impacts.
- To avoid the risk of injury, do not touch the interior of the product if it has been dropped or otherwise damaged.
- Stop using the product immediately if it emits smoke, a strange smell, or otherwise behaves abnormally.
- Do not use organic solvents such as alcohol, benzene, or thinner to clean the product.
- Do not allow liquids or foreign objects to enter the camera.
- Do not place the camera near or in direct flame.
- Do not handle the power cord with wet hands.
- Do not use the equipment in a manner that exceeds the rated capacity of the electrical outlet or wiring accessories.
- Do not use if the power cord or plug are damaged, or not fully plugged into the outlet.
- Do not allow dirt or metal objects (such as pins or keysto contact the terminals or plug.

## OSD Controller(option)



AHD or CVBS or TVI or CVI output, switching modes using OSD:

- CVBS mode: Press and hold UP button for 5 seconds
- CVI mode: Press and hold DOWN button for 5 seconds
- AHD mode: Press and hold LEFT button for 5 seconds
- TVI mode: Press and hold RIGHT button for 5 seconds

## OSD Manual

AE	←	..BRIGHTNESS / EXPOSURE MODE
AWB	←	..MODE
DAY/NIGHT	←	..MODE / SMART IR
IMAGE ENHANCE	←	..CONTRAST / SHARPNESS / SATURATE /3DNR / 2DNR /DWDR
VIDEO SETTING	←	..HD / STANSARD
LANGUAGE	《ENGLISH》	
RESET		
SAVE&EXIT		
EXIT		