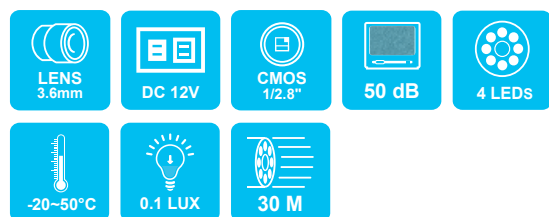


VCF-5M60U 5MP IP66

AHD攝影機



商品規格


影像元件-	1/2.8" CMOS 影像感應器
信號模式-	NTSC/PAL
影像訊號處理系統-	數位訊號處理系統
視覺角度-	3.6 mm
有效像素-	2592 (水平) × 1944 (垂直)
解析度-	5M@20fps
輸入電壓-	DC 12 ± 1V
消耗功率-	120mA (IR Off); 340mA (IR On)
ICR-	支援
電子快門-	AUTO/1/50(1/60)秒至1/50,000秒
自動白平衡-	自動
自動增益-	自動
信噪比-	≥ 50dB
日夜轉換-	支援
LED顆數-	4 PCS
投射距離-	30M
紅外線波長-	850nm
最低照度-	0.1Lux
輸出-	AHD、TVI、CVI、CVBS
語言-	英語/簡中/繁中/波蘭語/ 義大利語/葡萄牙語
防水防塵等級-	IP66
工作溫度-	-20°C~+50°C
尺寸 (W×D×H)-	190mm x 71mm x 59 mm
重量-	大約310g

安全注意選項

※使用本產品之前，請確定您已閱讀下列的安全注意事項。
並請確定您操作產品的方法是正確的。

- 請存放本器材於兒童與嬰兒無法觸碰的地方
- 請只使用建議的電源
- 請勿嘗試將產品拆開、改裝或加熱
- 避免使產品丟落地上或受猛烈撞擊
- 要避免受傷，請勿在產品跌下後或損毀時觸碰產品的內部
- 如產品冒煙、發出異味或有其他異常，請立刻停止操作產品
- 請勿使用有機溶劑，如酒精、苯或油漆稀釋劑清潔產品
- 請勿讓任何液體或異物進入機器
- 請勿將電池置於熱源附近，或暴露於火焰中
- 請勿使用濕手觸碰電源線
- 請勿將本器材用於超出指定電壓的電源插座或線路配件
- 請勿使用損毀的電源線或插頭，或沒有完全插入電源插座
- 請避免端子或插頭接觸到金屬物件（如針或鑰匙）或污漬

OSD控制線(選配)



AHD or CVBS or TVI or CVI輸出，使用OSD切換模式

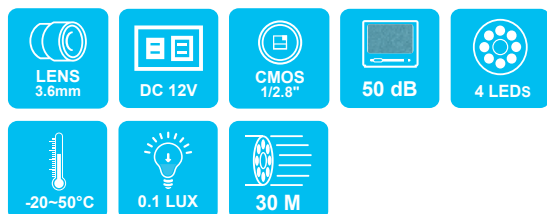
- CVBS模式:持續壓OSD上鍵5秒鐘
- CVI模式:持續壓OSD下鍵5秒鐘
- AHD模式:持續壓OSD左鍵5秒鐘
- TVI模式:持續壓OSD右鍵5秒鐘

OSD操作選單

曝光	←	..亮度/曝光模式
白平衡	←	..模式
日夜切換	←	..模式/智能紅外
圖向增強	←	..對比度/銳度/飽和度/3D降噪/2D降噪/DWDR
視頻設置	←	..模式/制式
語言	《繁體》	
恢復出場設置		
保存退出		
退出		

VCF-5M60U 5MP IP66

AHD Camera



SPECIFICATIONS

Pick Up Element-	1/2.8" CMOS sensor
Video System-	NTSC / PAL
Image Signal Process-	Digital Signal Processor
Lens-	3.6 mm
Number Of Pixel-	2592 (Horizontal) x 1944(Vertical)
Horizontal Resolution-	5M@20fps
Power Supply-	DC 12 ± 1V
Power Consumption-	120mA (IR Off) : 340mA (IR On)
ICR-	Support
Electronic Shutter-	AUTO/1/50(1/60)sec ~ 1/50,000sec
White Balance-	Auto
Gain Control-	Auto
S/N Ratio-	≥50dB
Day Night Auto Switch-	Support
LEDs-	4 PCS
IR Range-	30M
IR Wavelength-	850nm
Minimum Illumination-	0.1Lux
OUTPUT-	AHD、TVI、CVI、CVBS
Language-	English / Simplified Chinese / Traditional Chinese / Polish/ Italian / Portuguese
IP Rating-	IP66
Operating Temperature-	-20°C~50°C
Dimensions (H×W×D)-	190mm x 71mm x 59 mm
Weight-	About 310g

Safety Precautions

※ Before using the product, please ensure that you read the safety precautions described below.

Always ensure that the product is used correctly.

- Use only recommended power sources.
- Do not attempt to disassemble, alter or apply heat to the product.
- Avoid dropping or subjecting the product to severe impacts.
- To avoid the risk of injury, do not touch the interior of the product if it has been dropped or otherwise damaged.
- Stop using the product immediately if it emits smoke, a strange smell, or otherwise behaves abnormally.
- Do not use organic solvents such as alcohol, benzene, or thinner to clean the product.
- Do not allow liquids or foreign objects to enter the camera.
- Do not place the camera near or in direct flame.
- Do not handle the power cord with wet hands.
- Do not use the equipment in a manner that exceeds the rated capacity of the electrical outlet or wiring accessories.
- Do not use if the power cord or plug are damaged, or not fully plugged into the outlet.
- Do not allow dirt or metal objects (such as pins or keys) to contact the terminals or plug.

OSD Controller(option)



AHD or CVBS or TVI or CVI output, switching modes using OSD:

- CVBS mode: Press and hold UP button for 5 seconds
- CVI mode: Press and hold DOWN button for 5 seconds
- AHD mode: Press and hold LEFT button for 5 seconds
- TVI mode: Press and hold RIGHT button for 5 seconds

OSD Manual

AE	←	..BRIGHTNESS / EXPOSURE MODE
AWB	←	..MODE
DAY/NIGHT	←	..MODE / SMART IR
IMAGE ENHANCE	←	..CONTRAST / SHARPNESS / SATURATE / 3DNR / 2DNR / DWDR
VIDEO SETTING	←	..HD / STANSARD
LANGUAGE	《ENGLISH》	
RESET		
SAVE&EXIT		
EXIT		